


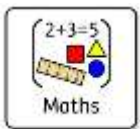










Summer 1 Medium Term Plan

Class: Sage (7)

Topic: Seeds, Soil and Sunshine

 <p>Phonics</p>	 <p>Reading</p>	 <p>Writing/Mark Making</p>	 <p>Maths</p>	 <p>Science</p>	 <p>PSHE</p>
<p>*To continue to develop an understanding of Phase 2, set one and two sounds. (s/a/t/p/i/n/m/d/g/o/c and k/ck/e/u)</p> <p>*Some children will be working on set three and four. (r/h/b/f and l / ll / ff / ss)</p> <p>*To review sounds learned.</p> <p>*To use our knowledge of sounds to begin to blend some words.</p> <p>*Some children will be developing a recognition of Phase 2 tricky words.</p>	<p>*To continue to have a daily guided reading session.</p> <p>*Some children are beginning to blend words within their guided reading session.</p> <p>*To develop our comprehension skills, using the pictures inside the book to help us answer questions.</p> <p>*To look at different focus books throughout the half term relating to our topic of seeds, soil and sunshine.</p> <p>*To develop our attention skills to listen to stories as part of a group and begin to join in with repeated parts of the story.</p>	<p>*To have daily handwriting sessions focusing on letter formations.</p> <p>*To make purposeful marks on paper using a range of materials and to begin to ascribe meaning to those marks.</p> <p>*To recognise our own name and begin to make marks to represent writing our name.</p> <p>*Some children will identify initial sounds and segment words to help us label pictures with CVC words.</p> <p>*To colour in pictures and remain inside of the lines.</p> <p>*To take part in Mat Man sessions.</p>	<p>*To recall a sequence of events in everyday life and stories.</p> <p>*To sequences times of the day.</p> <p>*To continue to develop counting skills up to 20 through daily counting sessions, maths stories and counting songs.</p> <p>*To use mathematical vocabulary relating to time.</p> <p>*To begin to explore capacity by filling containers with water and soil.</p> <p>*To explore differences in height, weight and length.</p>	<p>*To plant seeds and care for growing plants.</p> <p>*To begin to show care and concern for living things in the environment.</p> <p>*To observe changes in plants as they grow.</p> <p>*To understand that plants need water and sunshine.</p>	<p>*To identify changes from being a baby to now.</p> <p>*Identify baby, child, adult.</p> <p>*To engage in role play activities with babies such as rocking, feeding, bathing, dressing.</p> <p>*To begin to understand the concept of boys and girls.</p> <p>*To accept turn taking with adult support and encouragement.</p>



					
<p>*To recognise and name a range of fruits and vegetables.</p> <p>*To use a hand-held grater and vegetable peeler with support.</p> <p>*To peel and grate fruits and vegetables with support.</p> <p>*To understand how to prepare for cookery – ensuring hands and surfaces are clean and hair is tied back.</p> <p>*To try new foods with encouragement.</p>	<p>*To begin to put on their own socks and shoes, ensuring shoes are on the correct feet.</p> <p>*To dress and undress with increasing independence.</p> <p>*To begin to fasten and unfasten buttons, asking for help when required.</p> <p>*To identify clothes that should be worn on a hot / cold day.</p>	<p>*To take part in daily dough disco sessions to strengthen finger muscles.</p> <p>*To develop gross motor skills in the hedgehog hideaway, adventure playground and discovery park.</p> <p>*To crawl and climb across various apparatus.</p>	<p>*To enjoy PE sessions in the hall with June, following adult directions and instructions with increasing tolerance.</p> <p>*To share space and resources with peers during PE sessions.</p> <p>*To develop skills in throwing and catching balls and beanbags.</p> <p>*To develop balance and agility – applying these to a range of activities and games.</p>	<p>*To create simple representations of observational drawings.</p> <p>*To use a range of drawing and painting tools.</p> <p>*To use materials to make prints.</p>	<p>*To sing our daily Makaton song and learn the words and actions to Baby Shark.</p> <p>*To follow Charanga.</p> <p>*To choose instruments.</p> <p>*To alternate between instruments.</p> <p>*To work coactively.</p>